



German Online Language Assessment Test for the Book *Ja, genau!* Einstufungstest für das Deutschbuch *Ja, genau*

Dear students,

Munich Business School (MBS) uses the German language text book called *Ja, genau!* for teaching German at the university.

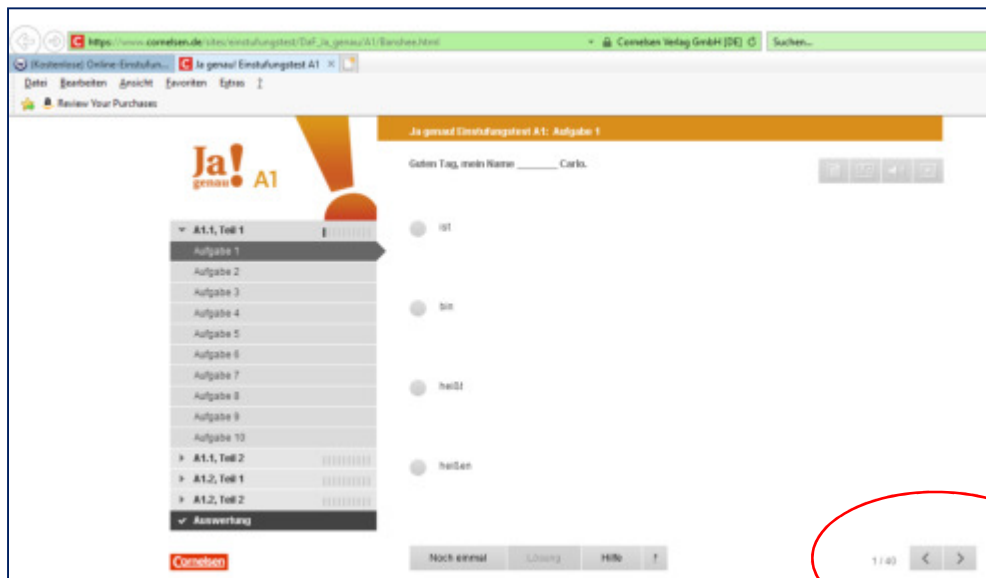
To place you in the appropriate German Language Level, you need to complete an online assessment test, unless you are an absolute beginner. Please do not cheat on this assessment test as it will put you in the wrong language course level. Simply try to complete as many questions as you can and submit the results to MBS.

Access the German language assessment test here:

Please note that this test is not hosted on the MBS Website.

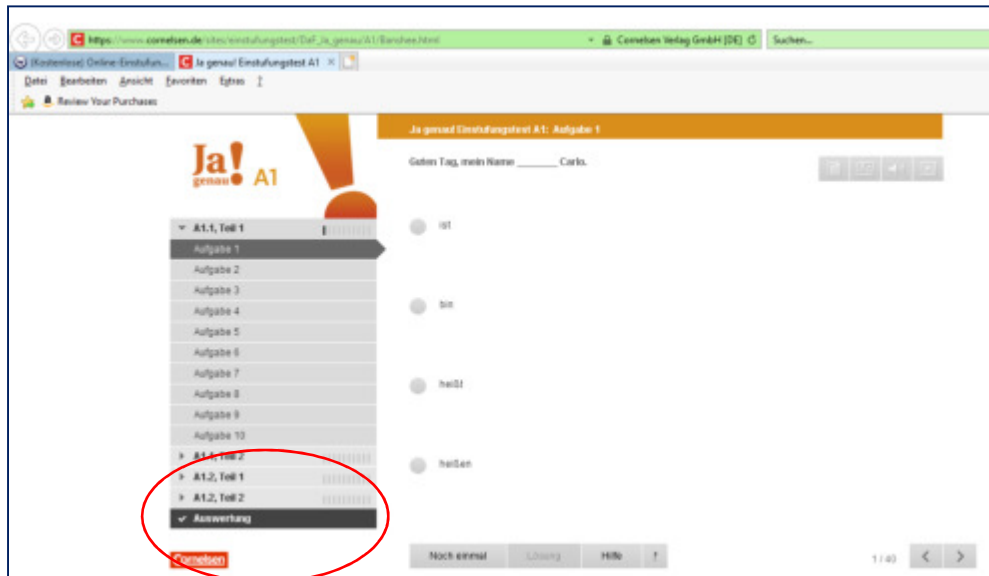
https://www.cornelsen.de/sites/einstufungstest/DaF_Ja_genau/A1/Banshee.html

Step1: Start with the test and then click on the right bottom 'weiter' (next >). That leads you to the next question. Try to complete as many questions as you can understand.

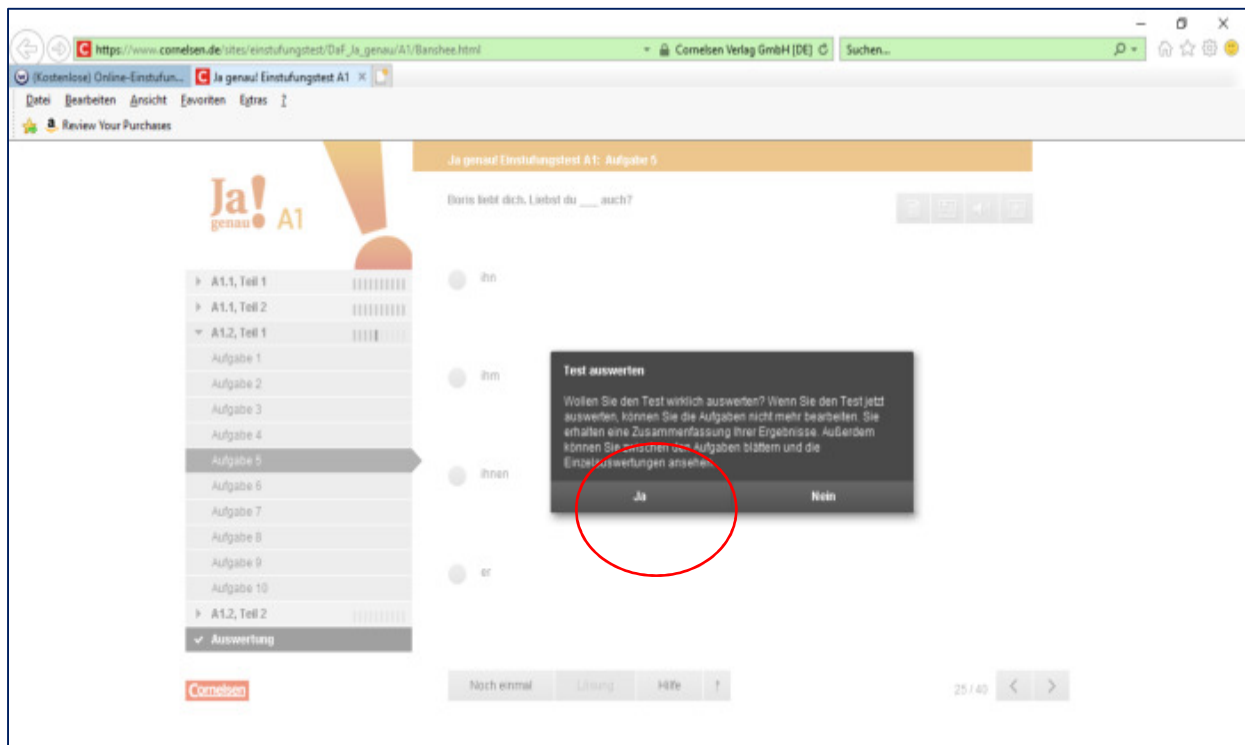




Step2: If you do no longer understand the questions, you can simply click on ‘Auswertung’ (evaluation) and the system starts to evaluate your answers.



Step 3: A prompt will show up **Test auswerten** (Evaluate test) and you click **Ja** (Yes).





Step 4 – Evaluation results (**Auswertung**) show up.

Please **print** the result as a PDF (PDF drucken) and save the document. You will have to submit it to Munich Business School during the application process. So keep the document ready. MBS will use the results to place you in the appropriate German language level.

The screenshot shows the 'Ja! genau! A1' evaluation results page. The page title is 'Ja! genau! A1: Auswertung'. The main content area displays the following data:

Teil	Ergebnis	Prozent
A1.1, Teil 1	50%	50%
A1.1, Teil 2	40%	40%
A1.2, Teil 1	5%	5%
A1.2, Teil 2	0%	0%
Insgesamt	26%	26%

Below the table, there is a message: 'In dieser Niveaustufe sind Sie noch unsicher. Wir empfehlen einen A1-Kurs.' At the bottom of the page, there are two buttons: 'Ausgewertete Seiten ansehen' and 'PDF drucken'. The 'PDF drucken' button is circled in red.

Step 5 – Submit results as **PDF** to Munich Business School

If you have questions, please contact incoming@munich-business-school.de